


# OIDB ACTIVITIES AT A GLANCE

2017-18  
(APRIL-JUNE 2017)



**तेल उद्योग विकास बोर्ड**

पेट्रोलियम एवं प्राकृतिक गैस मंत्रालय, भारत सरकार

**Oil Industry Development Board**

Ministry of Petroleum & Natural Gas, Government of India

## OIDB ACTIVITIES AT A GLANCE

**I**n pursuance of its mandate, OIDB has been providing assistance through Grants to its five regular grantee institutes namely Directorate General of Hydrocarbons (DGH), Oil Industry Safety Directorate (OISD), Centre for High Technology (CHT), Petroleum Conservation Research Association (PCRA) and Petroleum Planning and Analysis Cell (PPAC). Besides, OIDB also provides grants to promote R&D by the Oil industry concerns. Since FY-1975-76 to FY-2016-17, OIDB has disbursed a cumulative grant of Rs. 3184.14 crore towards regular grant and grant for R&D activities. During the FY-2017-18 (till 30.06.2017), Rs. 81.49 crore has been released towards regular grant and grant for R&D activities.

In addition, OIDB has also been providing need based advances to Oil Sector for various developmental activities. During the FY-2016-17, an amount of Rs. 100.00 crore has been provided to RGIPT for its Rae Bareli, Campus.

OIDB has been providing loan assistances to oil PSUs ever since its creation in 1974-75 and disbursed a cumulative loan of Rs. 40962.71 crore till the FY-2016-17. Bharat Petroleum Corporation Ltd (BPCL), Indian Oil Corporation (IOC), Mangalore Refinery & Petrochemicals Ltd (MRPL), Brahmaputra Crackers Polymers Limited (BCPL), Gas Authority of India Ltd (GAIL), GAIL Gas Ltd. and Hindustan Petroleum Corporation Ltd (HPCL) are the major beneficiaries of the loan disbursed by OIDB to oil PSUs. The loan has been primarily utilized to fund gas and oil pipeline projects, setting up of new refineries and quality improvement of existing refineries, single point mooring projects and city gas distribution projects etc.

To ensure energy security, the Government of India had decided to set up 5.33 million

metric tons (MMT) of strategic crude oil storages at three locations namely, Visakhapatnam, Mangalore and Padur (near Udupi). These strategic storages would be in addition to the existing storages of crude oil and petroleum products with the oil companies and would serve as a cushion in response to external supply disruptions. The construction of the strategic crude oil storage facilities is being managed by Indian Strategic Petroleum Reserves Limited (ISPRL), a Special Purpose Vehicle, which is a wholly owned subsidiary of Oil Industry Development Board (OIDB). As against the approved equity contribution of Rs 3832.56 crore, OIDB has participated its equity contribution of Rs. 3587.16 crore to ISPRL till FY-2016-17. During the FY-2017-18 (till 30.06.2017), OIDB's equity of Rs. 20.00 crore has been released to ISPRL.

Besides, OIDB has also contributed Rs 40.00 crore towards Hydrogen Corpus Fund (HCF), which was created by Ministry of Petroleum and Natural Gas, Government of India to promote use of hydrogen as auto fuel. The total corpus of the fund is Rs 100 crore, which is shared by OIDB and Oil PSUs in the ratio of 40:60. The approved eight projects under HCF have been completed at a cost of Rs. 27.00 crore. A total corpus of Rs. 141.00 crore (approx.) exists as on 30.06.2017 under HCF.

In addition to its mandated activities, OIDB organizes events such as international yoga day, Hindi Workshop etc. During quarter April-June, 2017, OIDB organize various activities as international yoga day, which includes yoga and pranayams by Sivananda Yoga Vedanta Centre followed by a discourse on meditation technique benefits. During the quarter, a Hindi workshop on the topic of "Videsho Mein Hindi Ka Badhta Varchsava" was also organized.

## BASIC PETROLEUM STATISTICS

S. No.	Particulars	Unit/BASE	2013-14	2014-15	2015-16	2016-17 (P)
1	CRUDE OIL PRODUCTION IN INDIA	MMT	37.8	37.5	36.9	36.0
2	PRODUCTION OF PETROLEUM PRODUCT IN INDIA	MMT	220.3	220.7	231.2	242.7
3	CONSUMPTION OF PETROLEUM PRODUCTS IN INDIA	MMT	158.4	165.5	184.7	194.2
4	NATURAL GAS (Gross Production)	MMSCMD	97.01	92.21	88.11	87.39
5	NATURAL GAS (Net of flare and loss)	MMSCMD	94.72	89.57	85.08	84.51
6.	AVERAGE CRUDE OIL PRICES	USD/BBL	105.52	84.16	46.17	-NA-
7	IMPORTS & EXPORTS :					
	CRUDE OIL (IMPORTS)	\$ Billion	143.0	112.7	64.0	70.02
	PETROLEUM PRODUCTS- (IMPORTS)	\$ Billion	12.4	12.2	10.0	10.6
	PETROLEUM IMPORTS (CRUDE OIL+POL PRODUCTS)	\$ Billion	155.4	124.9	74.0	80.8
	PETROLEUM PRODUCTS EXPORTS	\$ Billion	60.7	47.3	27.1	29.1
8	GROSS PETROLEUM IMPORTS AS % OF INDIA'S GROSS IMPORTS IN VALUE TERMS	%	34.5	27.9	19.4	21.3
9	GROSS PETROLEUM EXPORTS AS % OF INDIA'S GROSS EXPORTS IN VALUE TERMS	%	19.3	15.2	10.3	10.6
10	IMPORT DEPENDENCY (Based on consumption)	%	77.6	78.5	80.9	82.1
11	ANNUAL GROWTH OF FDI EQUITY INFLOWS IN PETROLEUM AND NATURAL GAS	USD	112.23	1079.02	103.02	-NA-

Sources: Petroleum Planning & Analysis Cell.

## APPORTIONMENT OF CESS BETWEEN 1974 to 2016-17 AND ITS UTILIZATION BY OIBD

₹ in crore

Year	Collection of cess on crude oil by Govt.	Payment made to OIBD by Govt.	Loan disbursed by OIBD	Grant disbursed by OIBD	Accretion to OIB Fund
1974-75	30.82	16.01	16.00	-	-
1975-76	50.05	62.27	61.63	0.20	2.03
1976-77	52.88	48.19	51.69	0.25	5.32
1977-78	63.72	50.10	54.67	0.20	8.59
1978-79	68.89	20.00	26.11	1.20	9.76
1979-80	69.70	140.00	165.56	0.22	16.75
1980-81	60.40	25.01	91.51	1.04	34.78
1981-82	138.97	142.92	187.90	1.59	41.03
1982-83	268.83	100.00	235.44	0.46	59.30
1983-84	812.80	-	124.87	1.01	47.00
1984-85	850.12	-	233.20	4.89	82.41
1985-86	897.66	-	70.97	7.36	97.55
1986-87	981.50	-	165.04	9.52	103.54
1987-88	1806.60	-	242.01	5.42	108.48
1988-89	2013.64	63.09	260.39	11.37	121.55
1989-90	2914.57	50.00	241.09	8.64	129.31
1990-91	2785.15	89.81	294.94	6.52	259.03
1991-92	2500.64	95.00	1029.83	9.71	287.32
1992-93	2207.61	-	706.20	11.29	267.30
1993-94	2175.46	-	915.82	12.22	396.51
1994-95	2566.16	-	276.27	26.15	319.49
1995-96	2819.52	-	822.38	27.29	395.50
1996-97	2558.03	-	1428.21	44.24	494.98
1997-98	2528.74	-	1513.65	37.80	510.55
1998-99	2448.18	-	1107.15	51.24	544.82
1999-00	2589.44	-	980.32	45.41	615.52
2000-01	2582.21	-	1144.83	57.15	565.01
2001-02	2722.79	-	1504.25	96.51	613.85
2002-03	4873.17	-	1790.50	123.07	355.61
2003-04	4919.49	-	520.00	77.21	247.36
2004-05	5033.97	-	2211.83	75.18	251.17
2005-06	4857.58	-	760.00	89.51	348.61
2006-07	6875.53	-	1827.90	211.45	509.17
2007-08	6854.00	-	1982.10	105.80	349.61
2008-09	6680.94	-	3043.00	135.94	367.68
2009-10	6637.13	-	2779.00	151.59	347.21
2010-11	7671.44	-	1388.41	128.77	329.83
2011-12	8065.46	-	1862.59	140.32	323.36
2012-13	14473.16	-	2307.00	152.46	267.36
2013-14	14542.38	-	2487.65	151.68	252.85
2014-15	14677.24	-	1459.85	310.64	231.40
2015-16	14468.94	-	1914.48	275.24	242.16
2016-17	12778.20	-	676.47	576.38	8.55
<b>Total</b>	<b>174973.71*</b>	<b>902.40</b>	<b>40962.71</b>	<b>3184.14</b>	<b>10569.21</b>

\*Sources of information: ONGC, OIL & DGH (31.03.2017).

## OIDB BUDGET AT A GLANCE

₹ in crore

Sl. No.	Heads	FY. - 2016-17			FY. - 2017-18	
		BE	RE	Actual	BE	Actual (till 30.06.2017)
1	<b>Grant to Regular Grantee Institutes</b>					
i).	DGH	203.48	155.82	121.53	262.56	65.00
ii).	PCRA	74.00	64.00	41.25	74.00	0.00
iii).	CHT	28.25	20.10	19.82	32.25	2.17
iv).	PPAC	21.63	21.21	20.82	25.99	4.26
v).	OISD	17.67	16.98	16.06	17.90	0.00
	<b>Total (A)</b>	<b>345.03</b>	<b>278.11</b>	<b>219.48</b>	<b>412.70</b>	<b>71.43</b>
2	Grants to R&D activities	39.91	358.02	356.90	13.75	10.05
3	Grants to other institutes	82.64	110.00	100.00*	80.50	0.00
4	<b>Total (B)</b>	<b>122.55</b>	<b>468.02</b>	<b>456.90</b>	<b>94.25</b>	<b>10.05</b>
5	<b>Loan</b>	1844.00	969.62	676.47	1445.89	0.00
6	<b>Equity in ISPRL</b>	250.00	175.00	130.55	117.00	20.00
7	O&M Exp. at Visakhapatnam (Reimbursable by ISRPL)	0.00	15.60	15.60	0.00	0.00
	<b>Total (c)</b>	<b>2094.00</b>	<b>1160.22</b>	<b>822.62</b>	<b>1562.89</b>	<b>20.00</b>
9	<b>Admn. &amp; other Exp.</b>					
i).	Capital Expenditure	31.90	9.90	6.02	54.50	0.01
ii).	MM Cell & contract Expenses	5.50	5.80	4.76	6.50	0.92
iii).	Expenses on OIDB employees terminal benefit (Pension & Gratuity)	2.00	2.00	0.0	2.00	0
iv).	Maintenance and operation of OIDB's office building facilities at NOIDA	8.23	10.15	8.32	10.48	0.33
v).	Revenue and Admn. Exp.	5.23	5.00	5.39	5.71	0.89
	<b>Total (D)</b>	<b>52.86</b>	<b>32.85</b>	<b>24.49</b>	<b>79.19</b>	<b>2.15</b>
	<b>Grand Total (A+B+C+D)</b>	<b>2614.44</b>	<b>1939.20</b>	<b>1523.49</b>	<b>2149.03</b>	<b>103.63</b>

\*Advance to RGIPT

## COMPOSITION OF OIDB FUND

Sl. No.	Particulars	Fund as on 30.06-2017 (₹ in Crore)
1.	Outstanding loan with Oil PSUs	4750.07
2.	Equity contribution in ISPRL	3607.16
3.	Equity contribution in BLL	50.34
4.	Fund available in shape of FDRs etc. in OIDB's Bank Accounts	2584.56
	<b>Total Fund</b>	<b>10992.13</b>

**GRANTS BUDGETED AND RELEASED  
(DURING FY-2014-15 TO 2016-17)**

₹ in crore

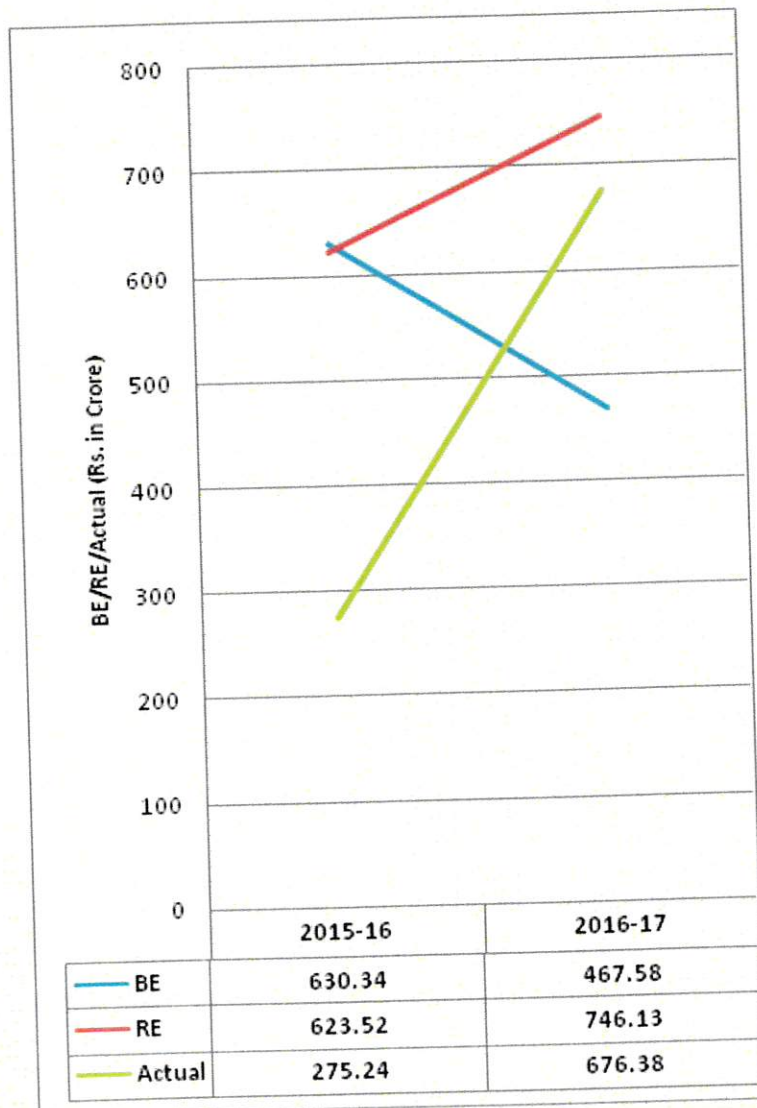
Name of the Grantee Institutes	2014-15			2015-16			2016-17		
	BE	RE	Actual	BE	RE	Actual	BE	RE	Actual
<b>Regular Grant</b>	<b>₹ in Crore</b>								
DGH	124.00	155.76	137.95	257.99	134.15	121.51	203.48	155.82	121.53
PCRA	44.71	44.71	40.86	71.07	47.13	41.13	74.00	64.00	41.25
CHT	15.62	22.25	10.38	31.02	20.14	19.59	28.25	20.10	19.82
PPAC	18.63	22.69	16.25	19.04	19.63	17.77	21.63	21.21	20.82
OISD	16.00	14.84	14.83	15.55	16.18	15.05	17.67	16.98	16.06
<b>Total (A)</b>	<b>218.96</b>	<b>260.25</b>	<b>220.27</b>	<b>394.67</b>	<b>237.23</b>	<b>215.05</b>	<b>345.03</b>	<b>278.11</b>	<b>219.48</b>
<b>Research &amp; Development</b>									
NGRI, Hyderabad	0.27	0.07	0.00	0.00	0.10	0.00	0.10	0.00	0.00
CBM, Govt. Of Rajasthan	4.30	0.83	0.83	0.00	0.00	0.00	0.00	0.00	0.00
BIT, Ranchi	0.39	0.00	0.00	0.00	0.00	0.00	0.00	0.00	0.00
IIT, Mumbai	0.18	0.00	0.00	0.00	0.00	0.00	0.00	0.00	0.00
IIP Dehradun	0.00	0.90	0.00	0.00	0.00	0.00	1.62	0.00	0.00
CIPET, Chennai	0.10	0.00	0.00	0.00	0.00	0.00	0.00	0.00	0.00
IOCL, R&D	0.09	0.00	0.00	0.00	0.00	0.00	0.00	0.00	0.00
NGHP projects	162.96	152.00	0.31	158.48	309.23	1.05	8.91	321.02	321.02
INDAdept Technology, Guwahati	17.00	9.09	3.70	43.50	49.32	38.50	29.28	37.00	35.88
<b>Total (B)</b>	<b>185.29</b>	<b>162.89</b>	<b>4.84</b>	<b>201.98</b>	<b>358.65</b>	<b>39.55</b>	<b>39.91</b>	<b>358.02</b>	<b>356.90</b>
<b>Other Grants</b>									
Sectoral Innovation Council, P&NG Sector	1.00	0.00	0.00	0.00	0.00	0.00	0.00	0.00	0.00
RGIPT Rai Bareli	98.63	92.47	85.53	13.69	20.64	20.64	0.00	100.00	100.00*
RGIPT Assam	0.00	0.00	0.00	20.00	7.00	0.00	80.00	10.00	0.00
Distribution of Smart Card for PDS/Kerosene and Domestic LPG by OMC's	3.28	2.32	0.00	0.00	0.00	0.00	2.32	0.00	0.00
DFR/PFR for Strategic Storage of Crude Oil	0.00	0.55	0.00	0.00	0.00	0.00	0.00	0.00	0.00
Reimb. of exp. to OIL in r/o payment to Committee constituted by MOP&NG	0.00	0.00	0.00	0.00	0.00	0.00	0.32	0.00	0.00
<b>Total (C)</b>	<b>102.91</b>	<b>95.34</b>	<b>85.53</b>	<b>33.69</b>	<b>27.64</b>	<b>20.64</b>	<b>82.64</b>	<b>110.00</b>	<b>100.00</b>
<b>Grand Total (A+B+C)</b>	<b>507.16</b>	<b>518.48</b>	<b>310.64</b>	<b>630.34</b>	<b>623.52</b>	<b>275.24</b>	<b>467.58</b>	<b>746.13</b>	<b>676.38</b>

\*Advance to RGIPT

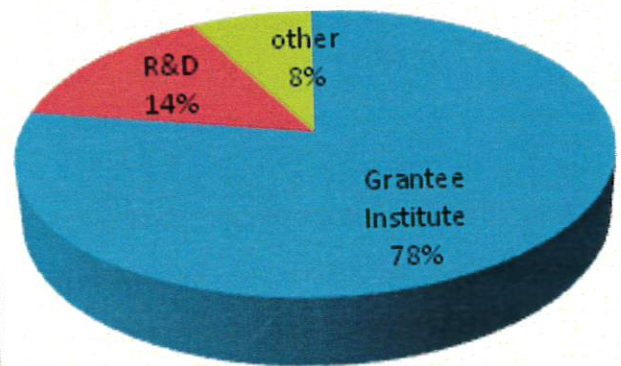
# GRANTS BUDGETED AND RELEASED DURING THE FY-2017-18

₹ in crore

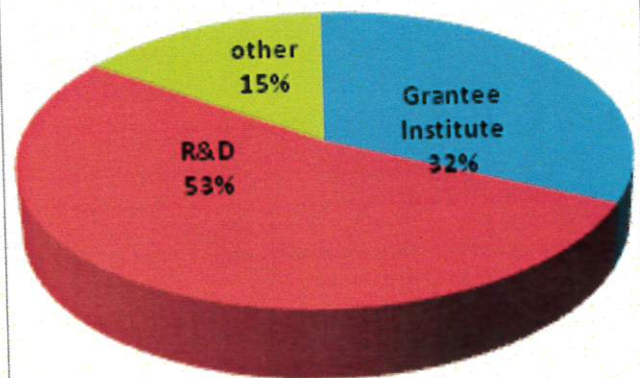
FY. - 2016-17	DGH	CHT	OISD	PCRA	PPAC	R&D	Others	Total
	BE	BE	BE	BE	BE	BE	BE	BE
<b>Budget Provision</b>	<b>262.56</b>	<b>32.25</b>	<b>17.90</b>	<b>74.00</b>	<b>25.99</b>	<b>13.75</b>	<b>80.50</b>	<b>506.95</b>
April, 2017	20.00	0.05	0.00	0.00	1.02	0.00	0.00	21.07
May, 2017	15.00	0.91	0.00	0.00	1.70	0.00	0.00	17.61
June, 2017	30.00	1.22	0.00	0.00	1.54	10.05	0.00	42.81
Total Q-1	65.00	2.18	0.00	0.00	4.26	10.05	0.00	81.49
Utilization-Q1 (in % of BE)-	24.76%	6.76%	0%	0%	16.39%	73.09%	0%	16.07%



**COMPOSITION OF GRANT F.Y. 2015-16**



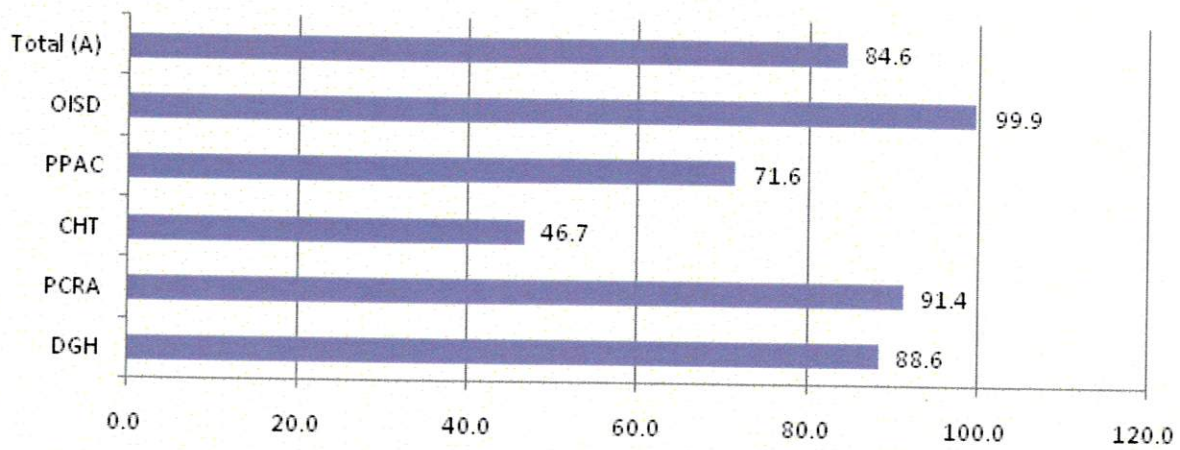
**COMPOSITION OF GRANT F.Y. 2016-17**



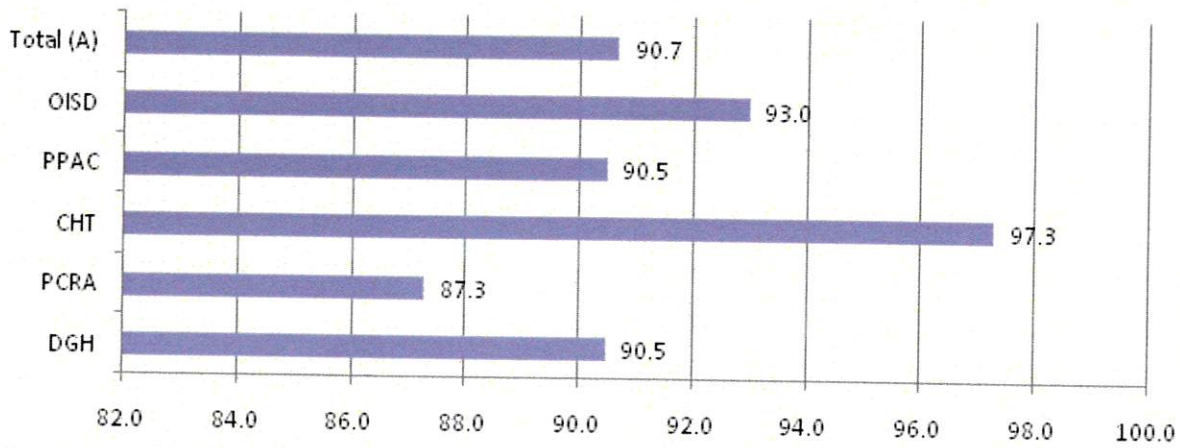


**ACTUAL UTILISATION OF GRANTS BY REGULAR GRANTEE INSTITUTES  
VIS-À-VIS BUDGET (RE)**

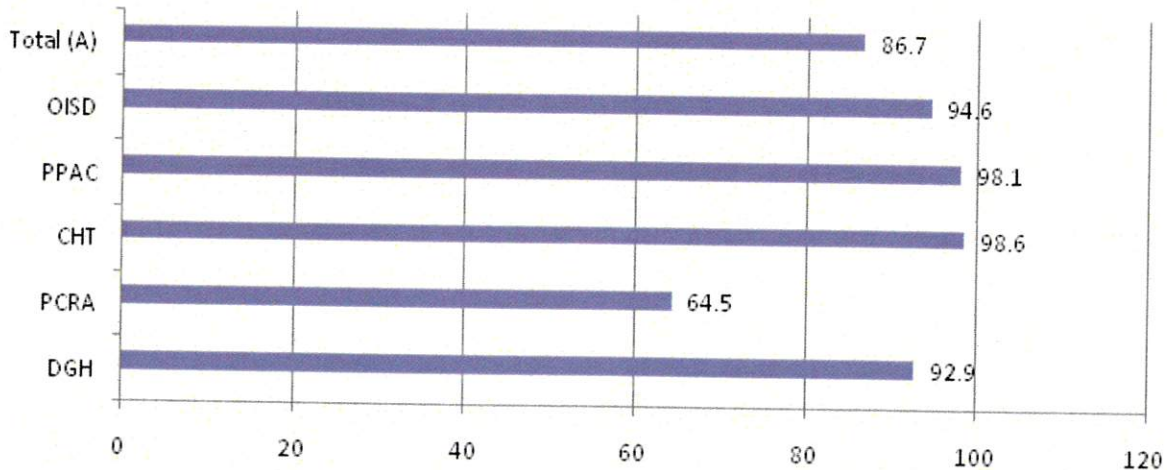
**Utilization of Grant vis-a-vis RE (%) -2014-15**



**Utilization of Grant vis-a-vis RE (%) -2015-16**



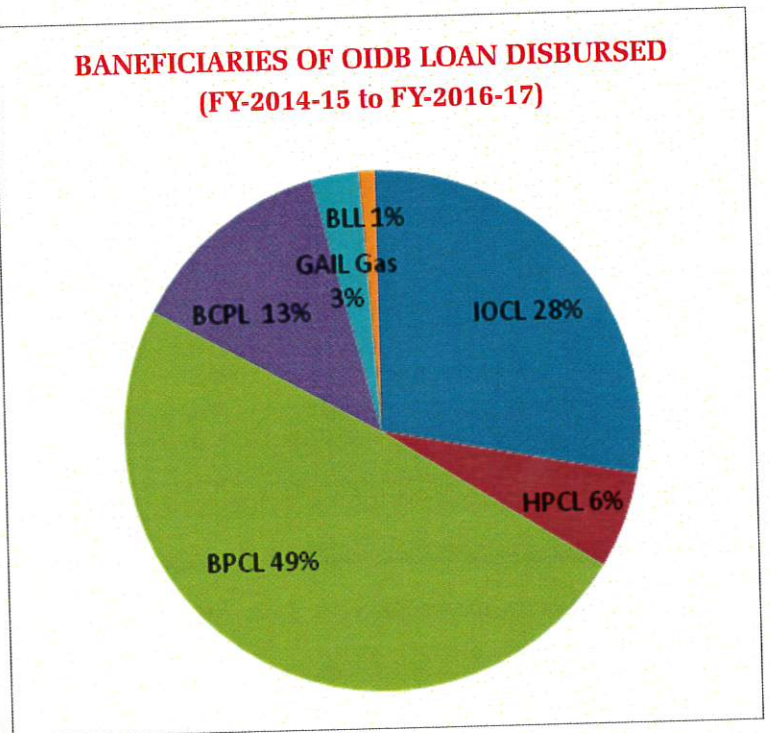
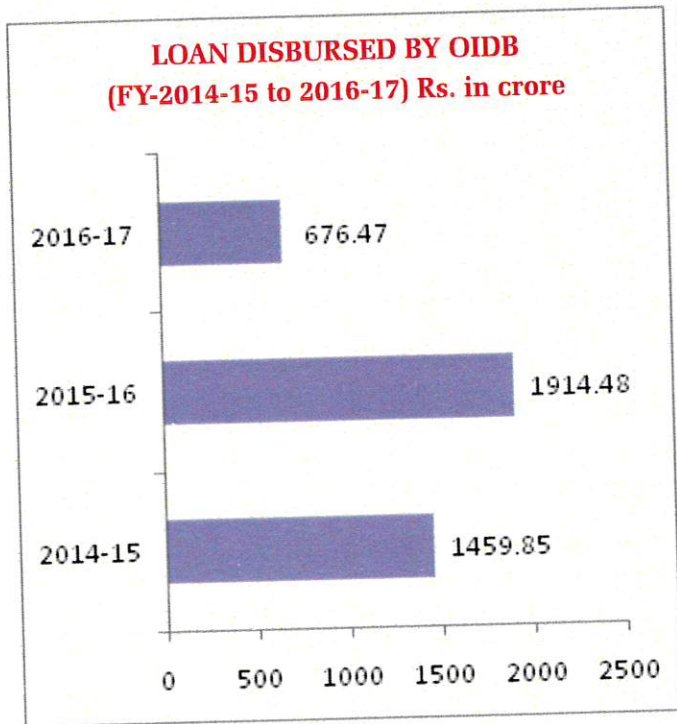
**Utilization of Grant vis-a-vis RE (%) -2016-17**




# LOAN DISBURSED BY OIBD DURING THE F.Y.-2014-15 TO 2016-17

₹ in crore

Name of the Oil PSUs	Financial Year			Total
	2014-15	2015-16	2016-17	
IOCL	420.00	711.25	0.00	1131.25
HPCL	120.00	124.75	0.00	244.75
BPCL	907.50	744.25	346.00	1997.75
BCPL	0.00	298.00	243.12	541.12
GAIL Gas	12.35	24.23	87.35	123.93
BLL	0.00	12.00	0.00	12.00
<b>Total</b>	<b>1459.85</b>	<b>1914.48</b>	<b>676.47</b>	<b>4050.80</b>



₹ in crore



**LIST OF PROJECTS FINANCED THROUGH OIDB LOAN  
(DURING FY- 2013-14 to 2016-17)**

Name of Organization	Name of Projects
<b>IOCL</b>	1. Paradip Refinery Project. 2. Paradip Raipur Ranchi Product Pipeline. 3. Debottlenecking of SMPL. 4. ParadipHaldia Durgapur LPG Pipeline.
<b>HPCL</b>	5. LPG Pipeline from BPCL Uran to Chakan (Pune). 6. Rewari Mathura Kanpur Pipeline. 7. Awa Salawas Pipeline. 8. Mangalore Bangalore LPG Pipeline. 9. LPG Pipeline from Uran to Chakan. 10. Rewari Kanpur Product pipeline.
<b>BPCL</b>	11. Integrated Refinery Expansion Project Kochi, 12. CDU/VDU Project Mumbai, 13. Kota Jobner Pipeline.
<b>BCPL</b>	14. Brahmaputra Cracker and Polymer Project (Assam Gas Cracker Project)
<b>MRPL</b>	15. Phase-III Refinery Project.
<b>GAIL Gas Limited</b>	16. City gas distribution project in 4 cities Dewas, Kota, Meerut and Sonipat. 17. City gas distribution project in the Geographical area of Taj Trapezium Zone. 18. City gas distribution project in the city of Bangaluru.


**EQUITY INVESTMENT**

(Amount in ₹)

(A) EQUITY IN ISPRL	
<b>Equity Approved by Govt. (Amount in Rs.)</b>	<b>3832,56,00,000</b>
<b>Financial Year</b>	<b>Equity Released</b>
2005-06	4,33,00,000*
2006-07	32,53,28,453
2007-08	63,26,16,099
2008-09	193,29,90,214
2009-10	226,21,99,208
2010-11	442,35,41,829
2011-12	570,12,04,367
2012-13	811,54,79,687
2013-14	548,00,29,375
2014-15	323,91,43,775
2015-16	241,03,00,000
2016-17	130,55,00,000
2017-18 (30.06.2017)	20,00,00,000
<b>Total</b>	<b>3607,16,33,007</b>
(A) EQUITY IN BIECCO LAWRIE LTD.	
1994-95	17,58,00,000
2011-12	32,75,85,000
<b>Total</b>	<b>50,33,85,000</b>
<b>GRAND TOTAL (A+B)</b>	<b>36,57,50,18,007</b>

\*including Rs. 1.00 crore initial contributed by IOCL.

# INTERNATIONAL YOGA DAY CELEBRATION IN OIDB ON 21.07.2017




Lightening of Lamp




Yoga by Sivananda Yoga Vedanta Centre



Bhujangasana



Tadasana



Padmasana



Vote of thanks by DCF & AO

## Hindi Workshop organized by OIDB on 28.06.2017



**तेल उद्योग विकास बोर्ड**  
पेट्रोलियम एवं प्राकृतिक गैस मंत्रालय, भारत सरकार



**Oil Industry Development Board**  
Ministry of Petroleum & Natural Gas, Government of India

Registered Office : 301, World Trade Centre, 3rd Floor, Babar Road, New Delhi-110001  
Corporate Office : OIDB, Bhawan, "C" Block, Plot No. 2, Sector-73, Noida-201301 (U.P.)  
Visit Oil Industry Development Board website "http://oidb.gov.in"